Elephant Addition

Materials Needed:

4 player pieces
1 number cube (1–6)
Game Board



Directions for Game Play:

Students use a plastic game piece, token, counter, or chip in up to 4 different colors as their playing piece. Begin at the word START.

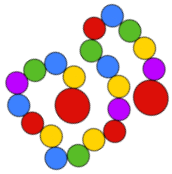

Roll the number cube (die) to determine how many spaces to advance on the game board.

Students must correctly solve the addition problem in order to remain on their space. If they can not solve the problem, they move back to their spot prior to the roll. (EX. The student rolls a 2, they advance 2 spaces, and try to solve the problem. If they are correct, they stay on the new spot. If they are incorrect, they move back the 2 spaces to their spot prior to the roll.)

Watch out for these!



Eeek...a mouse! Go back to start!

Have a snack. Then move ahead 2.

The first player to rescue the elephant calf at the finish line wins the game!

©Created By Kindergarten Squared

Addition 0–5


2+2
2+1
3+2
0+4
Finish
5+0
1+1
2+1
Have a snack! Then jump ahead 2!
3+0
1+4
1+4
0+0
Start
3+2
2+2
0+1
3+1
Eeek...a mouse! Go back to start!
3+1
0+2
1+1